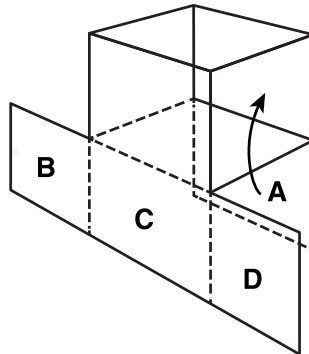
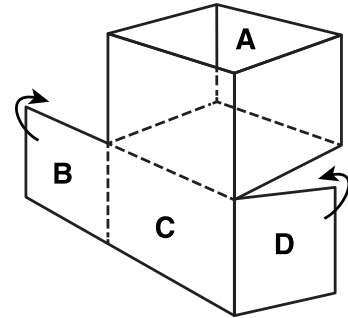


# Heritage® Record Storage Boxes

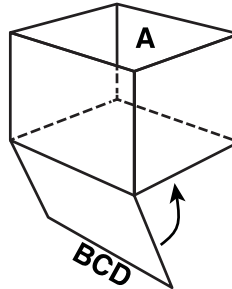
- ① Fold side A inside carton so that it fits snugly against inside of carton wall.



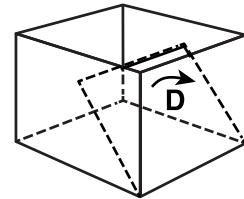
- ② Fold sides B and D flat against side C.



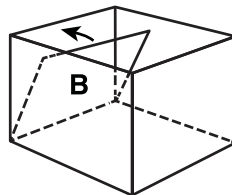
- ③ Fold sides B, C and D up to form bottom of carton.



- ④ Place carton on flat surface. Lift side D up against carton wall.



- ⑤ Lift side B up against opposite carton wall.



- ⑥ Push side A down against bottom of carton.

